

Mobile Ordering How-to Guide

August 2020




Transact Mobile Ordering provides students, staff, faculty, and guests a no contact way to pay for items.

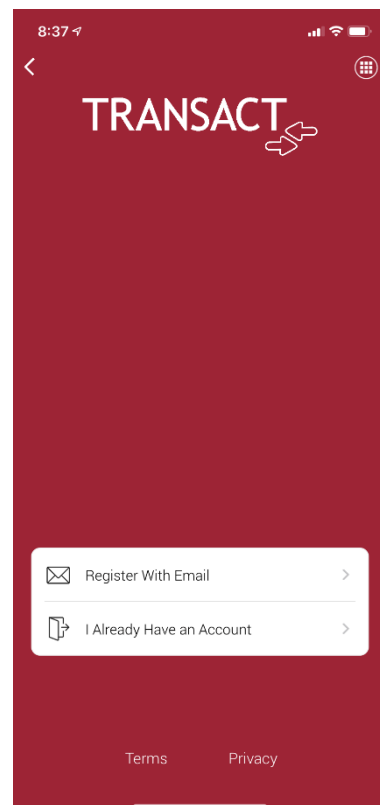

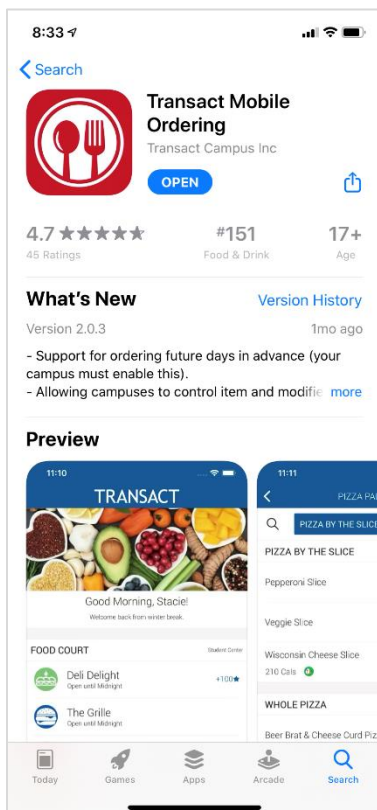
How to Download the Transact Mobile Ordering App

How it works!

1. Download the Transact Mobile Ordering app on your mobile device for iPhone® on the App Store™ and for Android™ on Google Play.
2. Select New England Conservatory of Music.

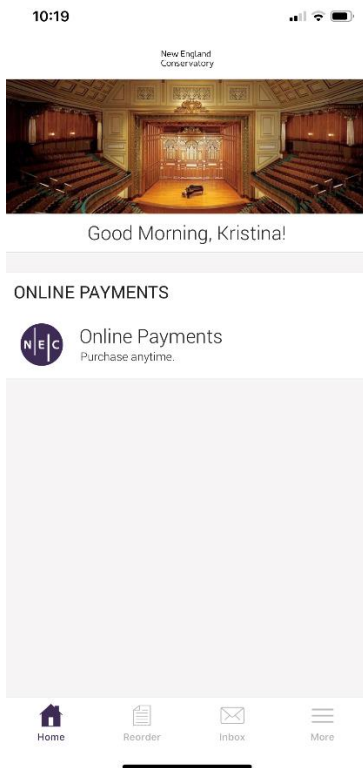


3. Select the NEC icon for easy future identification.
4. Enter your Campus ID. If logging in with your NEC Campus ID.

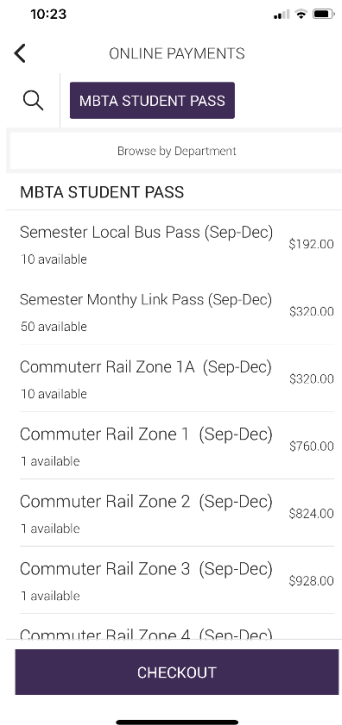


How to Place an Order

1. Select Online Payments

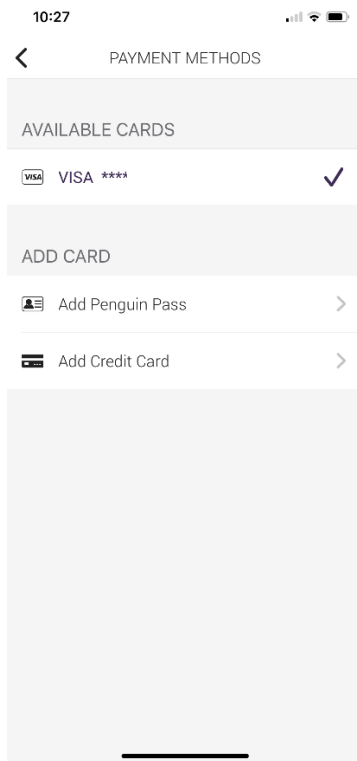


2. Select the item you would like to purchase.



3. Checkout and review your order.

4. Select tender, confirm, and complete your order.



5. You will receive a receipt within the app and also via email.

6. When you pick up your item, present your receipt on your phone.