

Mobile Ordering How-to Guide

August 2020




Transact Mobile Ordering provides students, staff, faculty, and guests a contactless way to pay for items.

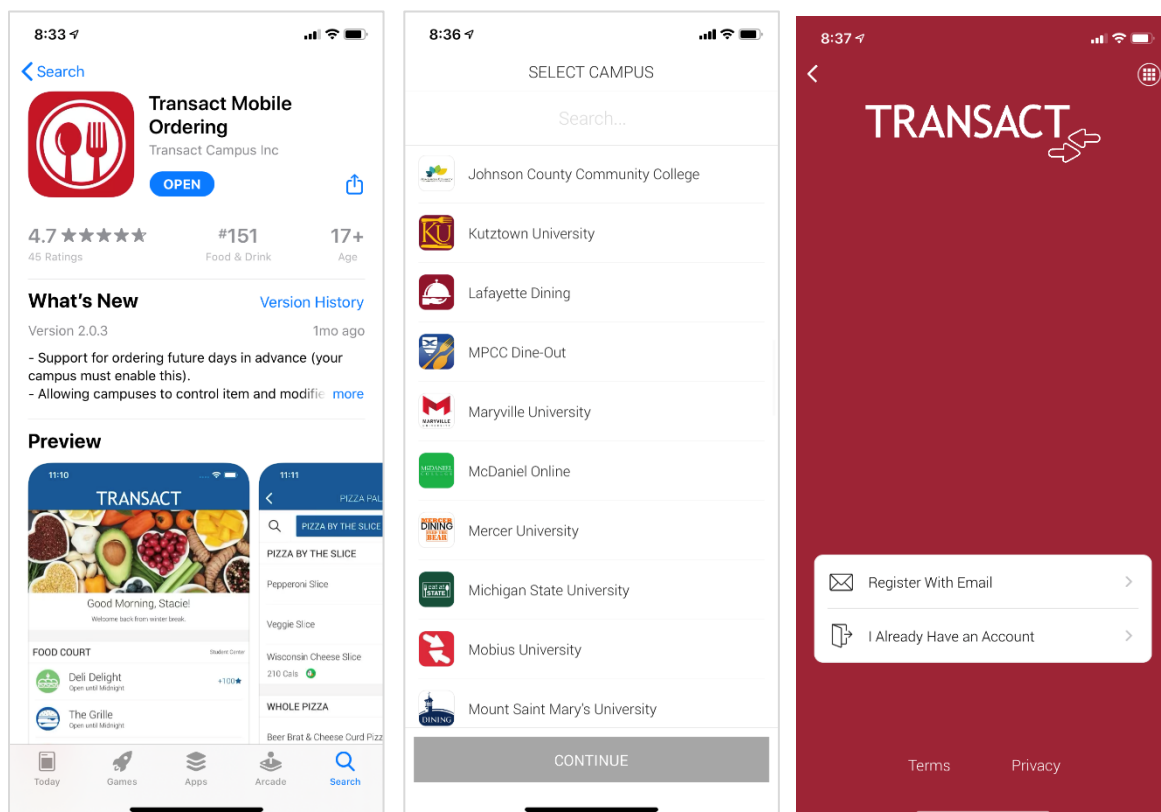
How to Download the Transact Mobile Ordering App

How it works!

1. Download the Transact Mobile Ordering app on your mobile device for iPhone® on the App Store™ and for Android™ on Google Play.
2. Select New England Conservatory of Music.

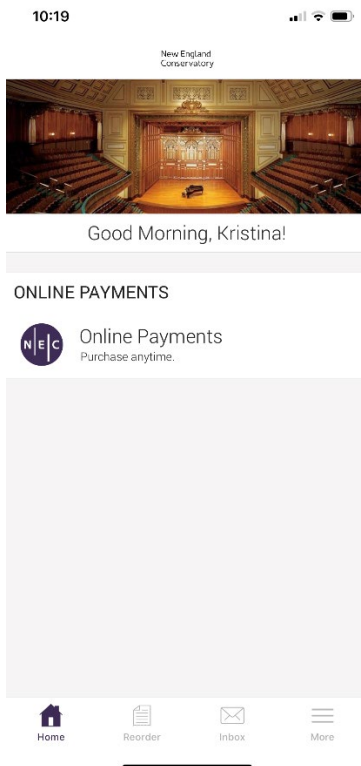


3. Select the NEC icon for easy future identification.
4. Enter your Campus ID. If logging in with your NEC Campus ID.



How to Place an Order

1. Select Online Payments



2. Select the item you would like to purchase.

10:23

ONLINE PAYMENTS

Q

MBTA STUDENT PASS

Browse by Department

MBTA STUDENT PASS

Semester Local Bus Pass (Sep-Dec)

\$192.00

10 available

Semester Monthly Link Pass (Sep-Dec)

\$320.00

50 available

Commuterrail Zone 1A (Sep-Dec)

\$320.00

10 available

Commuter Rail Zone 1 (Sep-Dec)

\$760.00

1 available

Commuter Rail Zone 2 (Sep-Dec)

\$824.00

1 available

Commuter Rail Zone 3 (Sep-Dec)

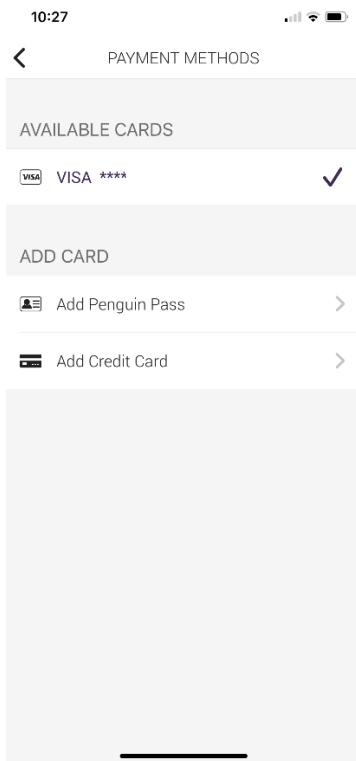
\$928.00

1 available

Commuter Rail Zone 4 (Sep-Dec)

CHECKOUT

3. Checkout and review your order.
4. Select tender, confirm, and complete your order.



5. You will receive a receipt within the app and also via email.
6. When you pick up your item, present your receipt on your phone.